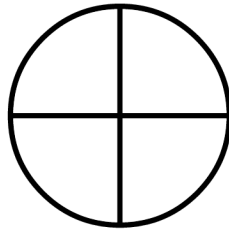
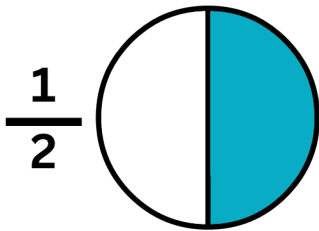


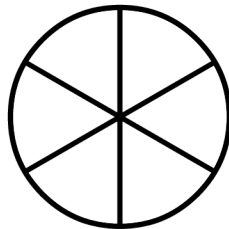

Equivalent Fractions: Area Models




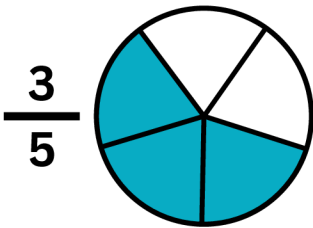
Directions: Get ready to slice some cake! Your job is to shade the same amount of cake on both cakes in each pair — even if they're sliced differently. This will help you find and show equivalent fractions. Remember: Even if the number of slices changes, the total amount of cake should stay the same!




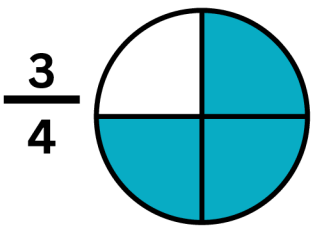
What fraction did you shade?



What fraction did you shade?



What fraction did you shade?

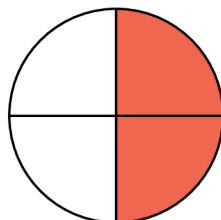
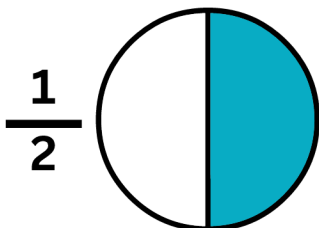


What fraction did you shade?

CCSS.MATH.CONTENT.4.NF.A.1

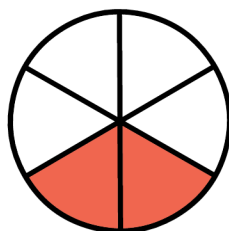

Equivalent Fractions: Area Models

Directions: Get ready to slice some cake! Your job is to shade the same amount of cake on both cakes in each pair — even if they're sliced differently. This will help you find and show equivalent fractions. Remember: Even if the number of slices changes, the total amount of cake should stay the same!



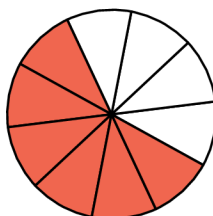
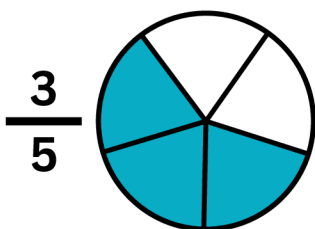
What fraction did you shade?

$$\frac{2}{4}$$



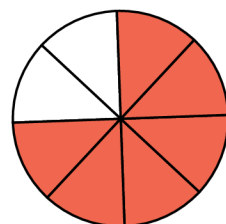
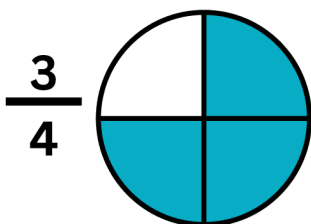
What fraction did you shade?

$$\frac{2}{6}$$



What fraction did you shade?

$$\frac{6}{10}$$



What fraction did you shade?

$$\frac{6}{8}$$

CCSS.MATH.CONTENT.4.NF.A.1