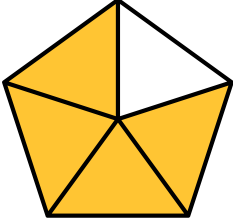
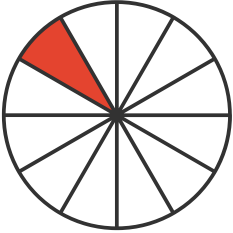
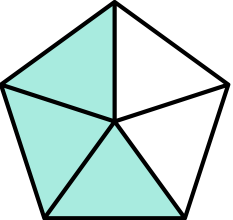
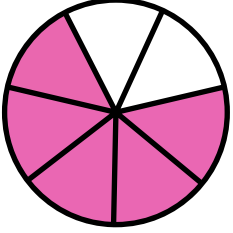


Name: _____

Identify the Numerator & Denominator

Directions: Take a look at the shapes and the fractions. Fill in the Numerator (the number of parts colored) and Denominator (the total number of parts) boxes with the right numbers. Then write the entire fraction.

	Numerator	Denominator	Fraction
			
			
			
			

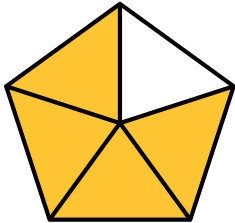
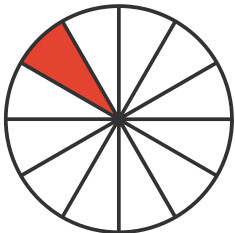
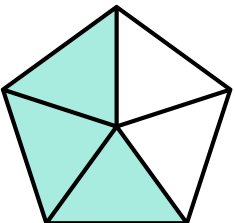
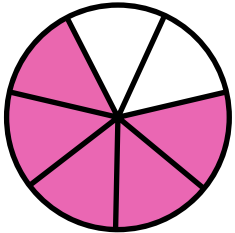


KEY

Name: _____

Identify the Numerator & Denominator

Directions: Take a look at the shapes and the fractions. Fill in the Numerator (the number of parts colored) and Denominator (the total number of parts) boxes with the right numbers. Then write the entire fraction.

	Numerator	Denominator	Fraction
	4	5	$\frac{4}{5}$
	1	12	$\frac{1}{12}$
	3	5	$\frac{3}{5}$
	5	7	$\frac{5}{7}$

